

# **St Andrew's Primary School and Nursery Class**

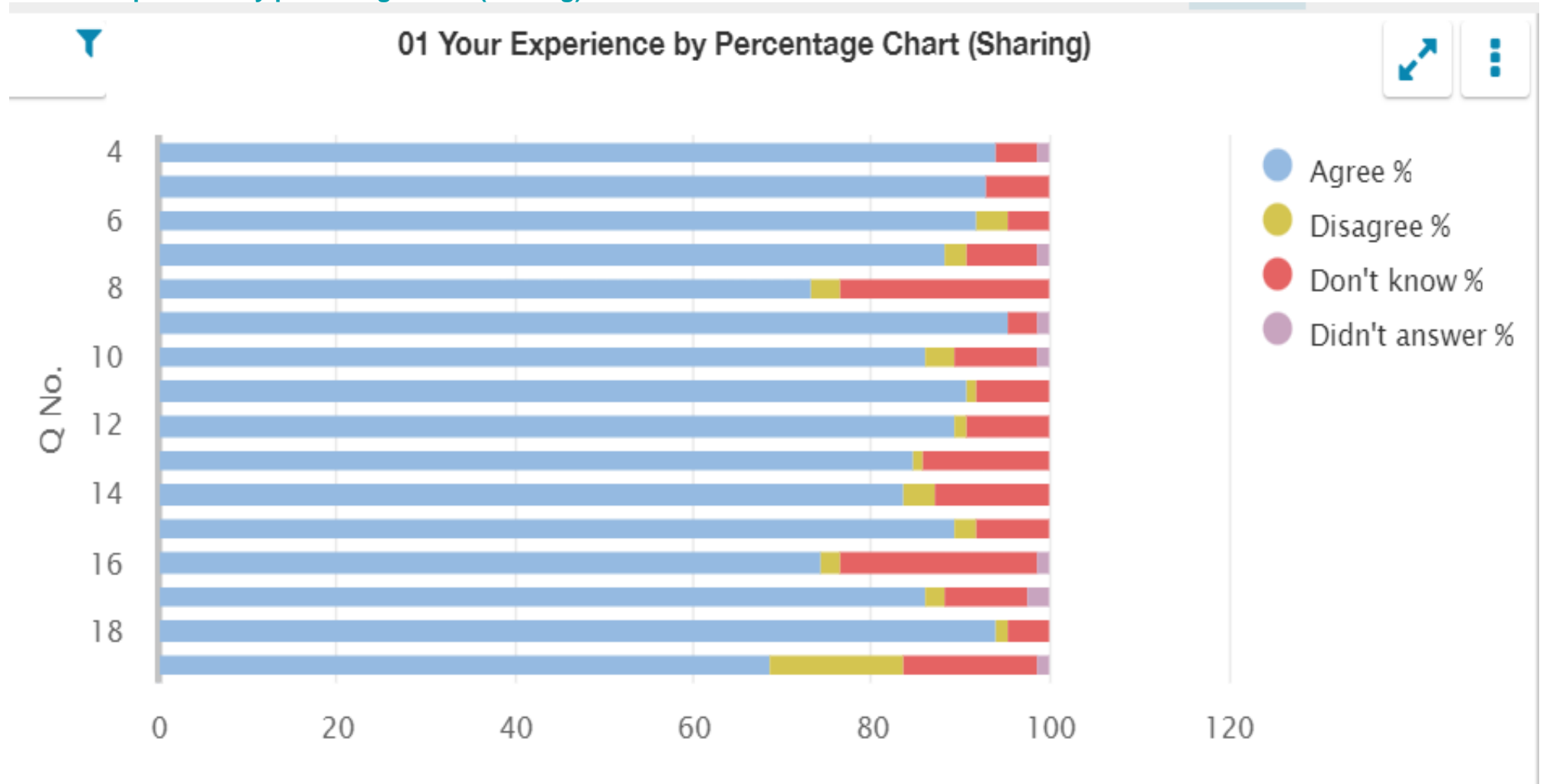
**Pre-inspection questionnaire summary report**  
**Inspection week: 12 December 2022**

## Questionnaire for children in primary stages (01)

## 01 Your experience by percentage (sharing)

| Q No. | Question  | Response Count | Agree % | Disagree % | Don't know % | Didn't answer % |
|-------|---|----------------|---------|------------|--------------|-----------------|
| 4     | I feel safe when I am at school.  | 86             | 94.19   | 0.00       | 4.65         | 1.16            |
| 5     | My school helps me to feel safe.  | 86             | 93.02   | 0.00       | 6.98         | 0.00            |
| 6     | I have someone in my school I can speak to if I am upset or worried about something.                              | 86             | 91.86   | 3.49       | 4.65         | 0.00            |
| 7     | Staff treat me fairly and with respect.   | 86             | 88.37   | 2.33       | 8.14         | 1.16            |
| 8     | Other children treat me fairly and with respect.  | 86             | 73.26   | 3.49       | 23.26        | 0.00            |
| 9     | My school helps me to understand and respect other people.  | 86             | 95.35   | 0.00       | 3.49         | 1.16            |
| 10    | My school is helping me to become confident.  | 86             | 86.05   | 3.49       | 9.3          | 1.16            |
| 11    | My school teaches me how to lead a healthy lifestyle.   | 86             | 90.7    | 1.16       | 8.14         | 0.00            |
| 12    | There are lots of chances at my school for me to get regular exercise.  | 86             | 89.53   | 1.16       | 9.3          | 0.00            |
| 13    | My school offers me the opportunity to take part in activities in school beyond the classroom and timetabled day. | 86             | 84.88   | 1.16       | 13.95        | 0.00            |
| 14    | I have the opportunity to discuss my achievements outwith school with an adult in school who knows me well.       | 86             | 83.72   | 3.49       | 12.79        | 0.00            |
| 15    | My school listens to my views.  | 86             | 89.53   | 2.33       | 8.14         | 0.00            |
| 16    | My school takes my views into account.  | 86             | 74.42   | 2.33       | 22.09        | 1.16            |
| 17    | I feel comfortable approaching staff with questions or suggestions.   | 86             | 86.05   | 2.33       | 9.3          | 2.33            |
| 18    | Staff help me to understand how I am progressing in my school work.   | 86             | 94.19   | 1.16       | 4.65         | 0.00            |
| 19    | My homework helps me to understand and improve my work in school.   | 86             | 68.6    | 15.12      | 15.12        | 1.16            |

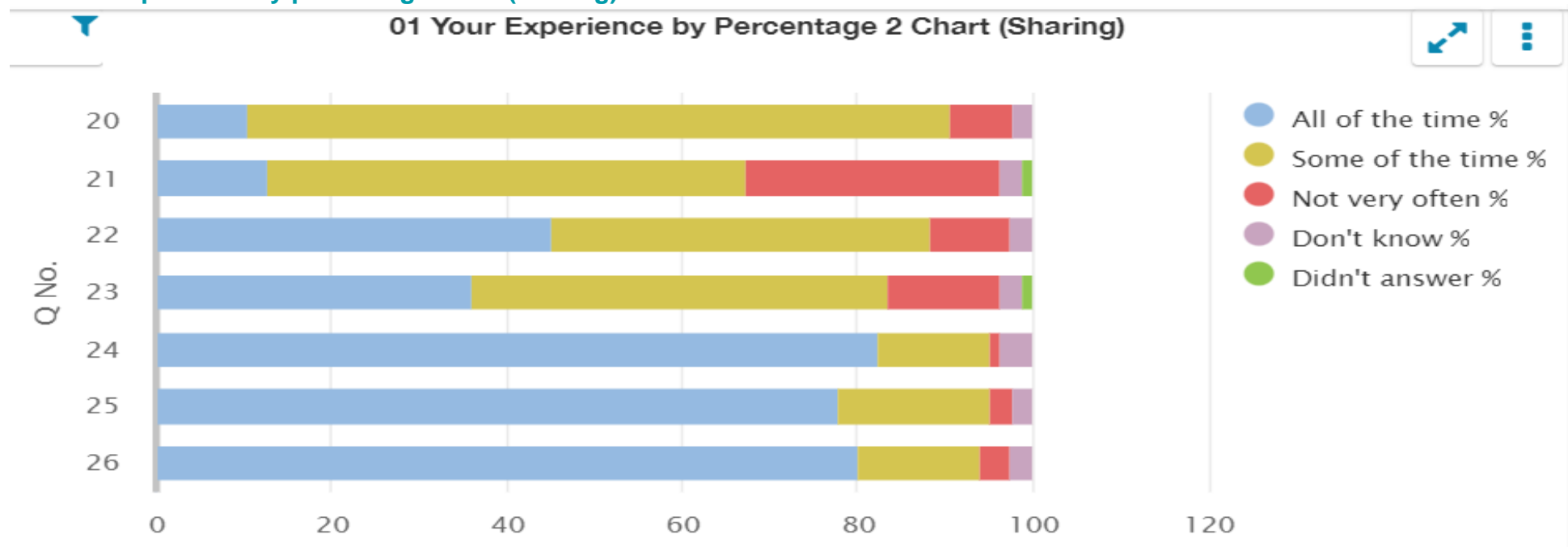
01 Your experience by percentage chart (sharing)



01 Your experience by percentage 2 (sharing)

| Q No. | Question  | Response Count | All of the time % | Some of the time % | Not very often % | Don't know % | Didn't answer % |
|-------|---|----------------|-------------------|--------------------|------------------|--------------|-----------------|
| 20    | Other children behave well.                                     | 86             | 10.47             | 80.23              | 6.98             | 2.33         | 0.00            |
| 21    | My teachers ask me about what things I want to learn in school. | 86             | 12.79             | 54.65              | 29.07            | 2.33         | 1.16            |
| 22    | I enjoy learning at school.                                     | 86             | 45.35             | 43.02              | 9.3              | 2.33         | 0.00            |
| 23    | I feel that my work in school is hard enough.                   | 86             | 36.05             | 47.67              | 12.79            | 2.33         | 1.16            |
| 24    | I know who to ask to get help if I find my work too hard.       | 86             | 82.56             | 12.79              | 1.16             | 3.49         | 0.00            |
| 25    | I am encouraged by staff to do the best I can.                  | 86             | 77.91             | 17.44              | 2.33             | 2.33         | 0.00            |
| 26    | I am happy with the quality of teaching in my school.           | 86             | 80.23             | 13.95              | 3.49             | 2.33         | 0.00            |

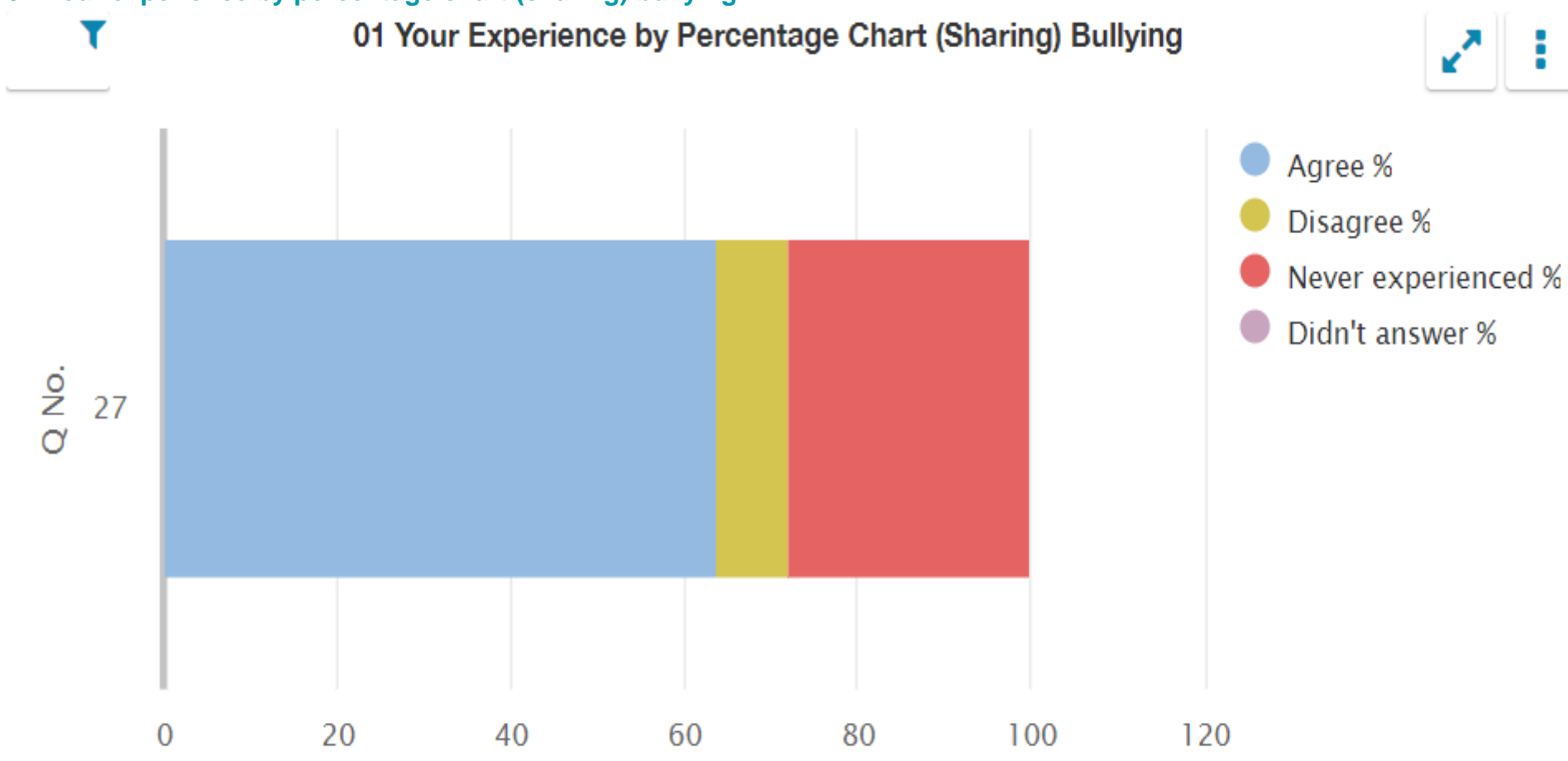
01 Your experience by percentage chart (sharing)



01 Your experience by percentage (sharing) bullying

| Q No. | Question                                | Response Count | Agree % | Disagree % | Never experienced % | Didn't answer % |
|-------|---|----------------|---------|------------|---------------------|-----------------|
| 27    | My school deals well with any bullying. | 86             | 63.95   | 8.14       | 27.91               | 0.00            |

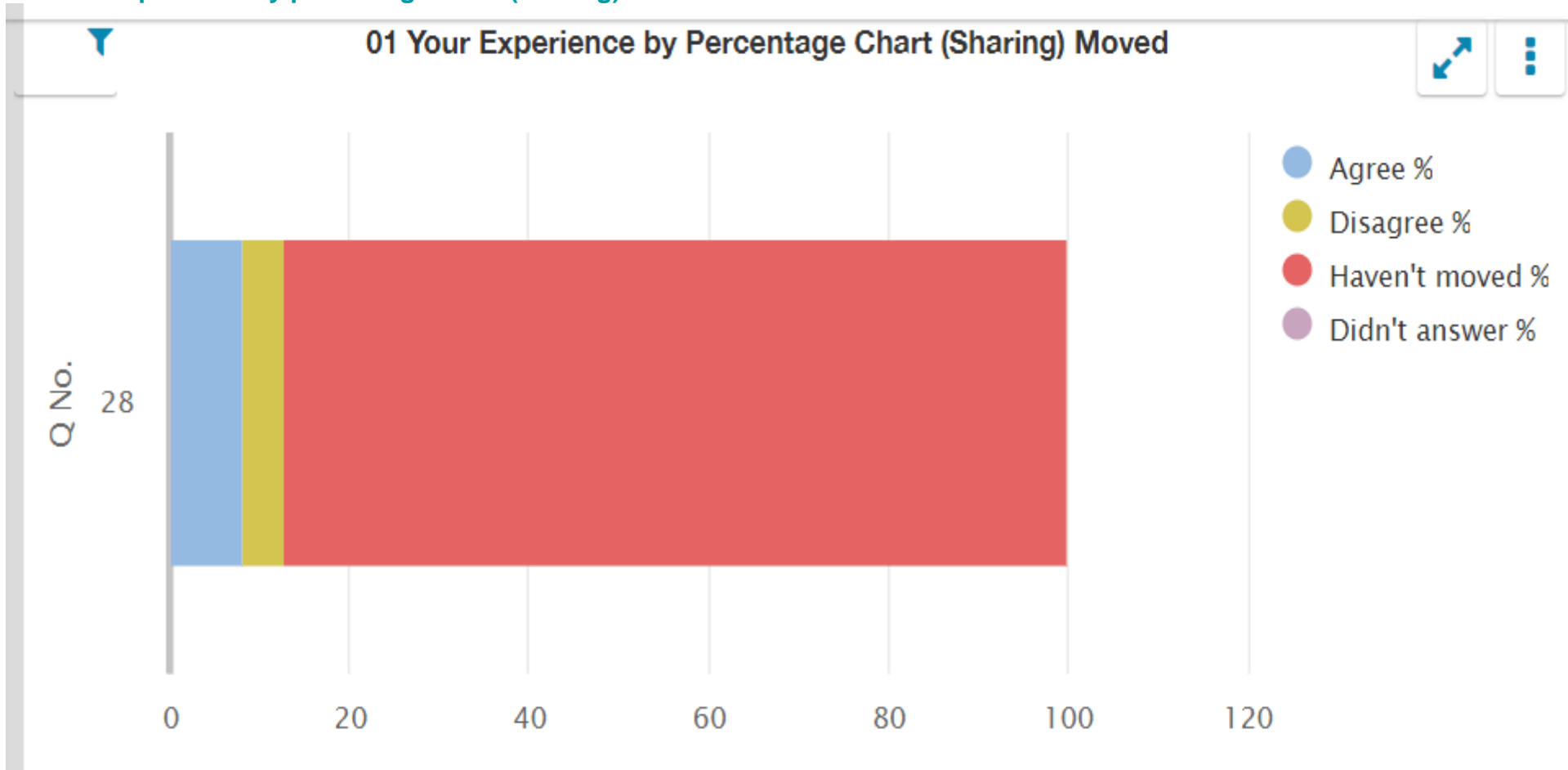
01 Your experience by percentage chart (sharing) bullying



01 Your experience by percentage (sharing) moved

| Q No. | Question  | Response Count | Agree % | Disagree % | Haven't moved % | Didn't answer % |
|-------|---|----------------|---------|------------|-----------------|-----------------|
| 28    | I was well supported if I moved to a new school within the last year. | 86             | 8.14    | 4.65       | 87.21           | 0.00            |

01 Your experience by percentage chart (sharing) moved



## Questionnaire for parents/carers of children in primary stages (04)

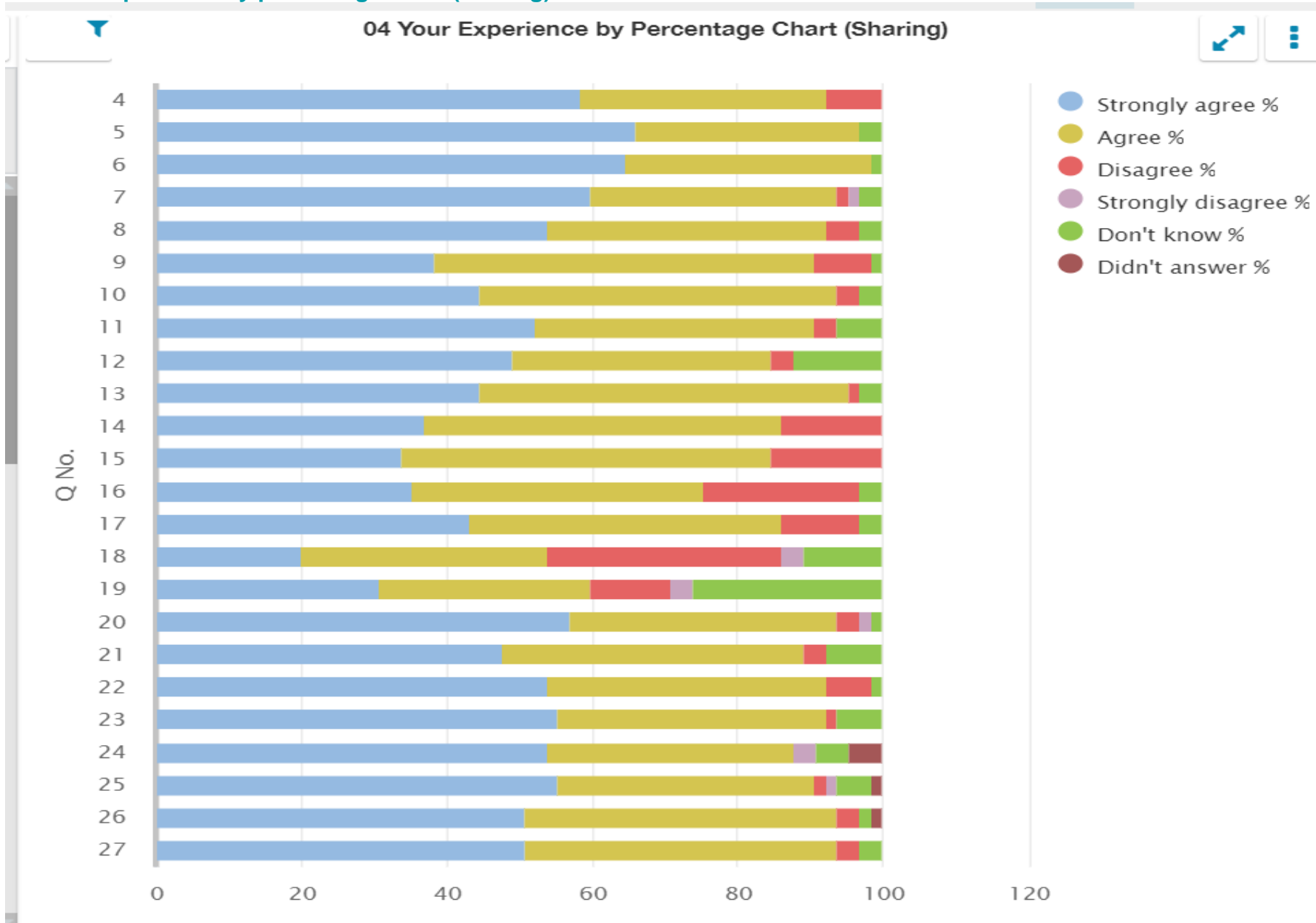
## 04 Your experience by percentage (sharing)

| Q No. | Question   | Response Count | Strongly agree % | Agree % | Disagree % | Strongly disagree % | Don't know % | Didn't answer % |
|-------|--|----------------|------------------|---------|------------|---------------------|--------------|-----------------|
| 4     | My child likes being at this school.   | 65             | 58.46            | 33.85   | 7.69       | 0.00                | 0.00         | 0.00            |
| 5     | Staff treat my child fairly and with respect.  | 65             | 66.15            | 30.77   | 0.00       | 0.00                | 3.08         | 0.00            |
| 6     | I feel that my child is safe at the school.  | 65             | 64.62            | 33.85   | 0.00       | 0.00                | 1.54         | 0.00            |
| 7     | The school helps my child to feel confident.   | 65             | 60               | 33.85   | 1.54       | 1.54                | 3.08         | 0.00            |
| 8     | I feel staff really know my child as an individual.  | 65             | 53.85            | 38.46   | 4.62       | 0.00                | 3.08         | 0.00            |
| 9     | My child finds their learning activities hard enough.  | 65             | 38.46            | 52.31   | 7.69       | 0.00                | 1.54         | 0.00            |
| 10    | My child receives the help he/she needs to do well.  | 65             | 44.62            | 49.23   | 3.08       | 0.00                | 3.08         | 0.00            |
| 11    | My child is encouraged by the school to be healthy and take regular exercise.  | 65             | 52.31            | 38.46   | 3.08       | 0.00                | 6.15         | 0.00            |
| 12    | The school supports my child's emotional wellbeing.  | 65             | 49.23            | 35.38   | 3.08       | 0.00                | 12.31        | 0.00            |
| 13    | My child is making good progress at the school.  | 65             | 44.62            | 50.77   | 1.54       | 0.00                | 3.08         | 0.00            |
| 14    | I receive helpful, regular feedback about how my child is learning and developing e.g. informal feedback, reports and learning profiles. | 65             | 36.92            | 49.23   | 13.85      | 0.00                | 0.00         | 0.00            |
| 15    | The information I receive about how my child is doing reaches me at the right time.  | 65             | 33.85            | 50.77   | 15.38      | 0.00                | 0.00         | 0.00            |
| 16    | I understand how my child's progress is assessed.  | 65             | 35.38            | 40      | 21.54      | 0.00                | 3.08         | 0.00            |
| 17    | The school gives me advice on how to support my child's learning at home.  | 65             | 43.08            | 43.08   | 10.77      | 0.00                | 3.08         | 0.00            |
| 18    | The school organises activities where my child and I can learn together.   | 65             | 20               | 33.85   | 32.31      | 3.08                | 10.77        | 0.00            |
| 19    | The school takes my views into account when making changes.  | 65             | 30.77            | 29.23   | 10.77      | 3.08                | 26.15        | 0.00            |
| 20    | I feel comfortable approaching the school with questions, suggestions and/or a problem.  | 65             | 56.92            | 36.92   | 3.08       | 1.54                | 1.54         | 0.00            |
| 21    | I feel encouraged to be involved in the work of the Parent Council and/or parent association.  | 65             | 47.69            | 41.54   | 3.08       | 0.00                | 7.69         | 0.00            |
| 22    | I am kept informed about the work of the Parent Council and/or parent association.   | 65             | 53.85            | 38.46   | 6.15       | 0.00                | 1.54         | 0.00            |

| Q No. | Question (cont.)   | Response Count | Strongly agree % | Agree % | Disagree % | Strongly disagree % | Don't know % | Didn't answer % |
|-------|--|----------------|------------------|---------|------------|---------------------|--------------|-----------------|
| 23    | I am satisfied with the quality of teaching in the school.   | 65             | 55.38            | 36.92   | 1.54       | 0.00                | 6.15         | 0.00            |
| 24    | The school is well led and managed.                          | 65             | 53.85            | 33.85   | 0.00       | 3.08                | 4.62         | 4.62            |
| 25    | The school encourages children to treat others with respect. | 65             | 55.38            | 35.38   | 1.54       | 1.54                | 4.62         | 1.54            |
| 26    | I would recommend the school to other parents.               | 65             | 50.77            | 43.08   | 3.08       | 0.00                | 1.54         | 1.54            |
| 27    | Overall, I am satisfied with the school.                     | 65             | 50.77            | 43.08   | 3.08       | 0.00                | 3.08         | 0.00            |



04 Your experience by percentage chart (sharing)



04 Your experience by percentage (sharing) bullying

| Q No. | Question                                 | Response Count | Strongly agree % | Agree % | Disagree % | Strongly disagree % | Never experienced % | Didn't answer % |
|-------|--|----------------|------------------|---------|------------|---------------------|---------------------|-----------------|
| 28    | The school deals well with any bullying. | 65             | 18.46            | 20      | 4.62       | 0.00                | 56.92               | 0.00            |

04 Your experience by percentage chart (sharing) bullying

