

# Kippen Primary School

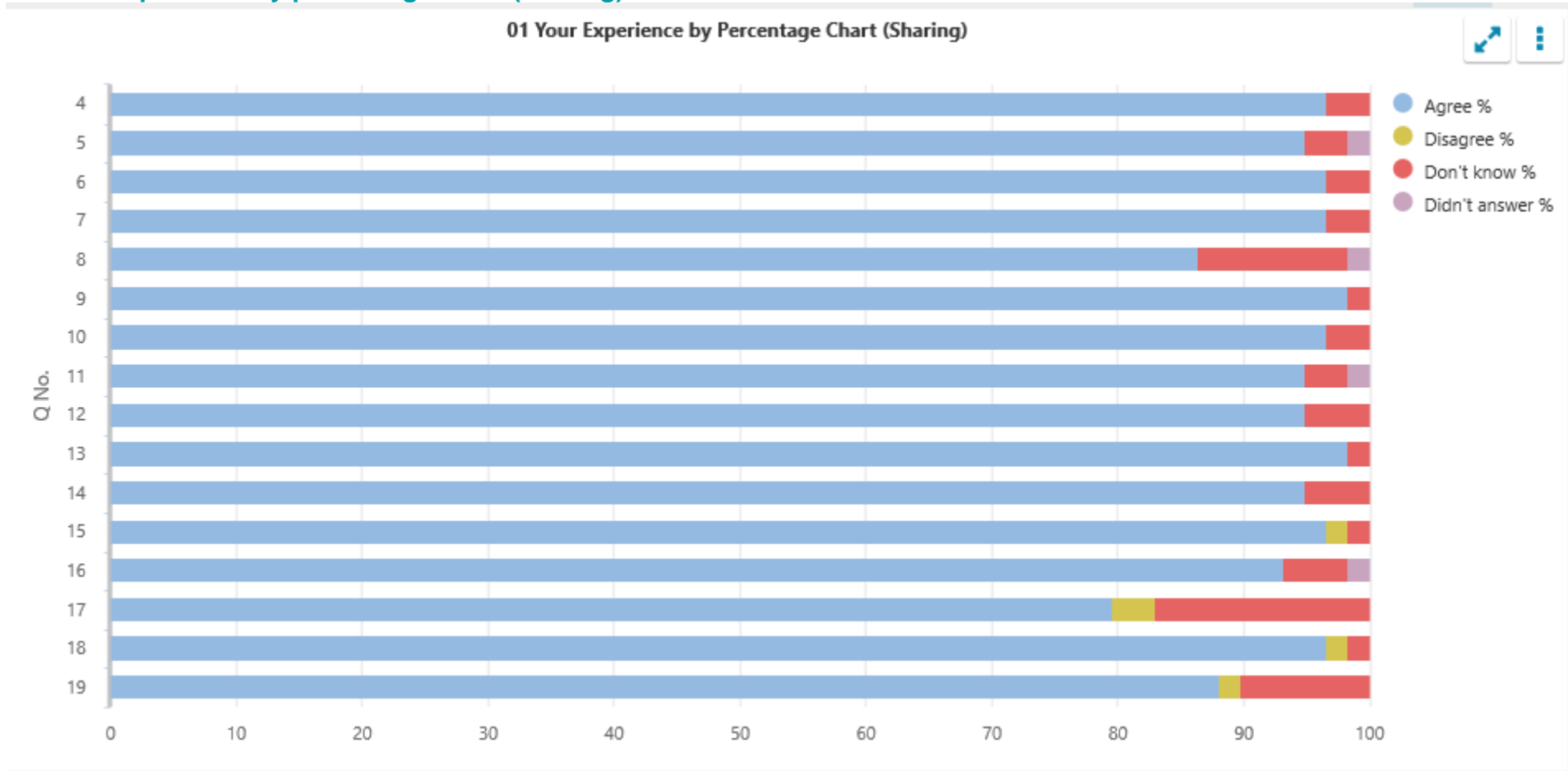
## Pre-inspection questionnaire summary report Inspection week: 4 November 2019

## Questionnaire for children in primary stages (01)

### 01 Your experience by percentage (sharing)

Q No.	Question	Response Count	Agree %	Disagree %	Don't know %	Didn't answer %
4	I feel safe when I am at school.	59	96.61	0	3.39	0
5	My school helps me to feel safe.	59	94.92	0	3.39	1.69
6	I have someone in my school I can speak to if I am upset or worried about something.	59	96.61	0	3.39	0
7	Staff treat me fairly and with respect.	59	96.61	0	3.39	0
8	Other children treat me fairly and with respect.	59	86.44	0	11.86	1.69
9	My school helps me to understand and respect other people.	59	98.31	0	1.69	0
10	My school is helping me to become confident.	59	96.61	0	3.39	0
11	My school teaches me how to lead a healthy lifestyle.	59	94.92	0	3.39	1.69
12	There are lots of chances at my school for me to get regular exercise.	59	94.92	0	5.08	0
13	My school offers me the opportunity to take part in activities in school beyond the classroom and timetabled day.	59	98.31	0	1.69	0
14	I have the opportunity to discuss my achievements outwith school with an adult in school who knows me well.	59	94.92	0	5.08	0
15	My school listens to my views.	59	96.61	1.69	1.69	0
16	My school takes my views into account.	59	93.22	0	5.08	1.69
17	I feel comfortable approaching staff with questions or suggestions.	59	79.66	3.39	16.95	0
18	Staff help me to understand how I am progressing in my school work.	59	96.61	1.69	1.69	0
19	My homework helps me to understand and improve my work in school.	59	88.14	1.69	10.17	0

01 Your experience by percentage chart (sharing)

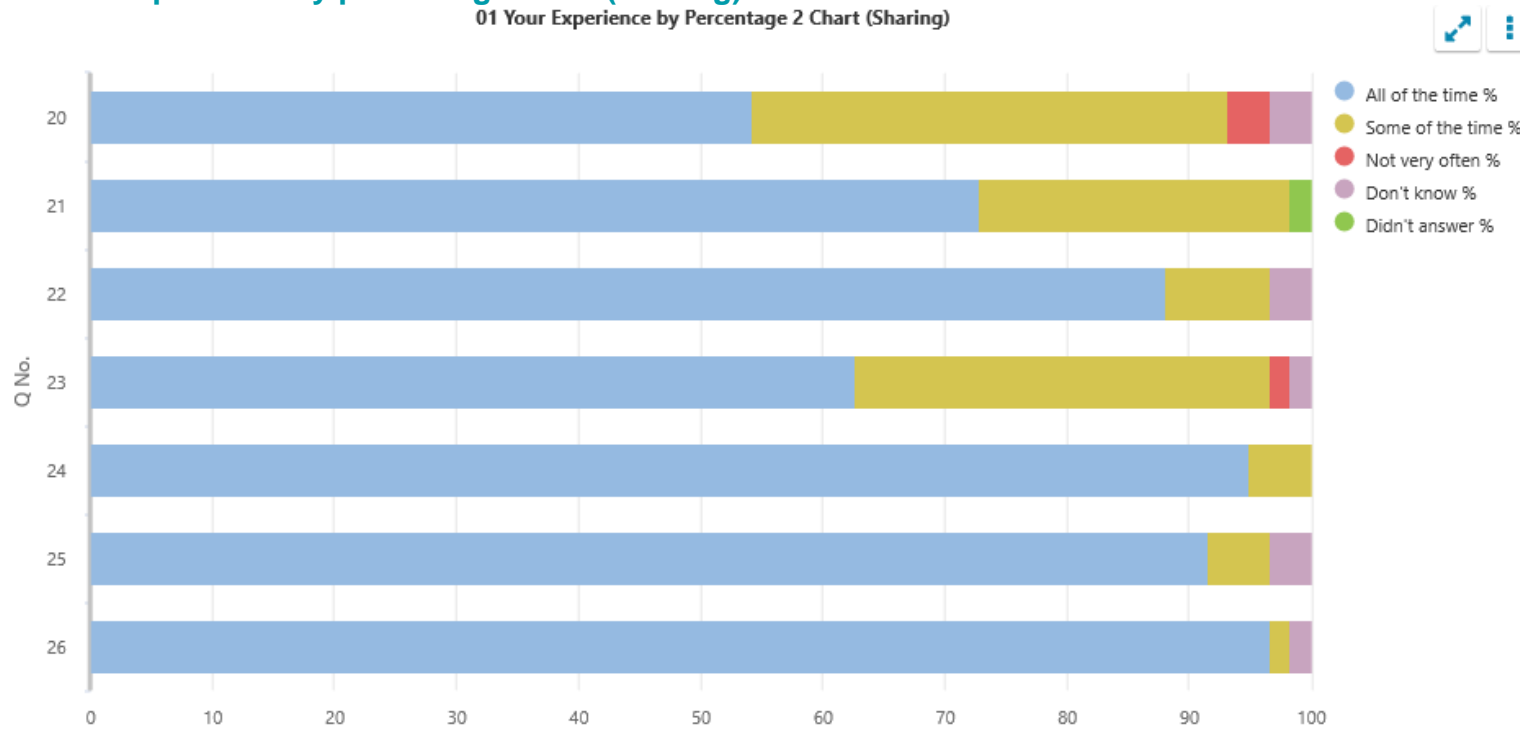


01 Your experience by percentage 2 (sharing)

Q No.	Question	Response Count	All of the time %	Some of the time %	Not very often %	Don't know %	Didn't answer %
20	Other children behave well.	59	54.24	38.98	3.39	3.39	0
21	My teachers ask me about what things I want to learn in school.	59	72.88	25.42	0	0	1.69
22	I enjoy learning at school.	59	88.14	8.47	0	3.39	0
23	I feel that my work in school is hard enough.	59	62.71	33.9	1.69	1.69	0
24	I know who to ask to get help if I find my work too hard.	59	94.92	5.08	0	0	0
25	I am encouraged by staff to do the best I can.	59	91.53	5.08	0	3.39	0
26	I am happy with the quality of teaching in my school.	59	96.61	1.69	0	1.69	0

01 Your experience by percentage chart (sharing)

01 Your Experience by Percentage 2 Chart (Sharing)



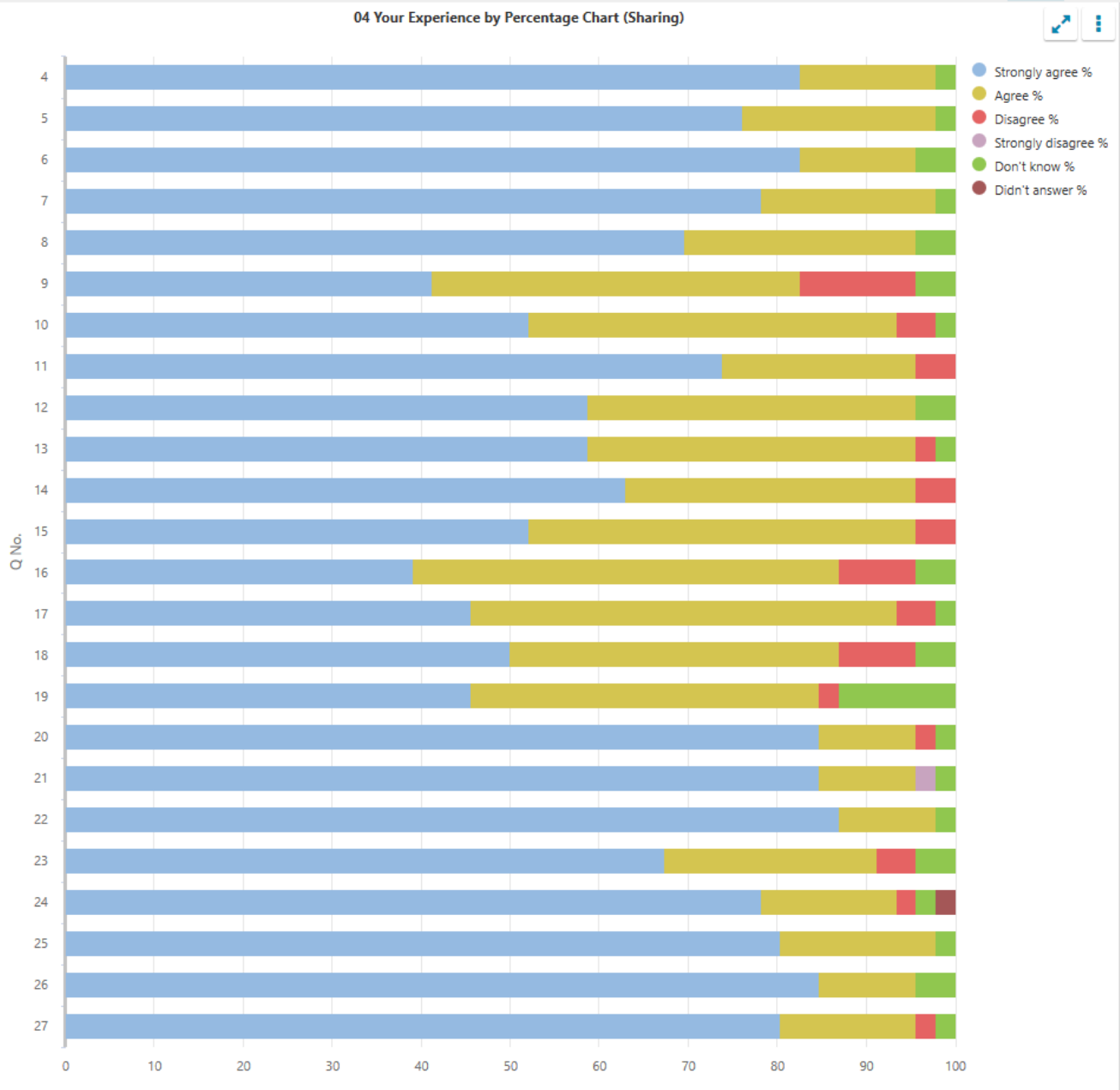
## Questionnaire for parents/carers of children in primary stages (04)

### 04 Your experience by percentage (sharing)

Q No.	Question	Response Count	Strongly agree %	Agree %	Disagree %	Strongly disagree %	Don't know %	Didn't answer %
4	My child likes being at this school.	46	82.61	15.22	0	0	2.17	0
5	Staff treat my child fairly and with respect.	46	76.09	21.74	0	0	2.17	0
6	I feel that my child is safe at the school.	46	82.61	13.04	0	0	4.35	0
7	The school helps my child to feel confident.	46	78.26	19.57	0	0	2.17	0
8	I feel staff really know my child as an individual.	46	69.57	26.09	0	0	4.35	0
9	My child finds their learning activities hard enough.	46	41.3	41.3	13.04	0	4.35	0
10	My child receives the help he/she needs to do well.	46	52.17	41.3	4.35	0	2.17	0
11	My child is encouraged by the school to be healthy and take regular exercise.	46	73.91	21.74	4.35	0	0	0
12	The school supports my child's emotional wellbeing.	46	58.7	36.96	0	0	4.35	0
13	My child is making good progress at the school.	46	58.7	36.96	2.17	0	2.17	0
14	I receive helpful, regular feedback about how my child is learning and developing e.g. informal feedback, reports and learning profiles.	46	63.04	32.61	4.35	0	0	0
15	The information I receive about how my child is doing reaches me at the right time.	46	52.17	43.48	4.35	0	0	0
16	I understand how my child's progress is assessed.	46	39.13	47.83	8.7	0	4.35	0
17	The school gives me advice on how to support my child's learning at home.	46	45.65	47.83	4.35	0	2.17	0
18	The school organises activities where my child and I can learn together.	46	50	36.96	8.7	0	4.35	0
19	The school takes my views into account when making changes.	46	45.65	39.13	2.17	0	13.04	0
20	I feel comfortable approaching the school with questions, suggestions and/or a problem.	46	84.78	10.87	2.17	0	2.17	0
21	I feel encouraged to be involved in the work of the Parent Council and/or parent association.	46	84.78	10.87	0	2.17	2.17	0
22	I am kept informed about the work of the Parent Council and/or parent association.	46	86.96	10.87	0	0	2.17	0

Q No.	Question (cont.)	Response Count	Strongly agree %	Agree %	Disagree %	Strongly disagree %	Don't know %	Didn't answer %
23	I am satisfied with the quality of teaching in the school.	46	67.39	23.91	4.35	0	4.35	0
24	The school is well led and managed.	46	78.26	15.22	2.17	0	2.17	2.17
25	The school encourages children to treat others with respect.	46	80.43	17.39	0	0	2.17	0
26	I would recommend the school to other parents.	46	84.78	10.87	0	0	4.35	0
27	Overall, I am satisfied with the school.	46	80.43	15.22	2.17	0	2.17	0

### 04 Your experience by percentage chart (sharing)



04 Your experience by percentage (sharing) bullying

Q No.	Question	Response Count	Strongly agree %	Agree %	Disagree %	Strongly disagree %	Never experienced %	Didn't answer %
28	The school deals well with any bullying.	46	17.39	34.78	4.35	0	43.48	0

04 Your experience by percentage chart (sharing) bullying

